

Programming Abstractions

Lecture 18: MiniScheme A and B

Stephen Checkoway

Structure of MiniScheme

Environment

`env.rkt`

- ▶ Contains the environment data type with constructor
`(env list-of-symbols list-of-values previous-env)`
- ▶ Contains other procedures to recognize and access the symbols, values, and previous environment
- ▶ Your task is to implement `(env-lookup environment symbol)`

Structure of MiniScheme

Parser

`parse.rkt`

- ▶ Contains data types for let expressions, lambda expressions, if-then-else expressions, procedure-application expressions and so on
- ▶ Builds a parse tree out of these data types from an expression

```
> (parse '(let ([f (lambda (x) (+ x 1))]) (f 5)))  
(let-exp '(f) (list (lam-exp '(x) ...)) (app-exp ...))
```
- ▶ You get to implement all of this, bit by bit

Structure of MiniScheme

Interpreter

`interp.rkt`

- ▶ Contains data types for closures and primitive procedures (i.e., built-in procedures)
- ▶ Takes an expression tree and an environment and returns a value
> `(eval-exp exp-tree environment)`
- ▶ You get to implement all of this, bit by bit, at the same time you're implementing the parser

What, exactly, is the input to parse?

Scheme (and thus Racket) has a procedure (`read`) that reads input and returns a structured list or an atom

The interpreter project flow

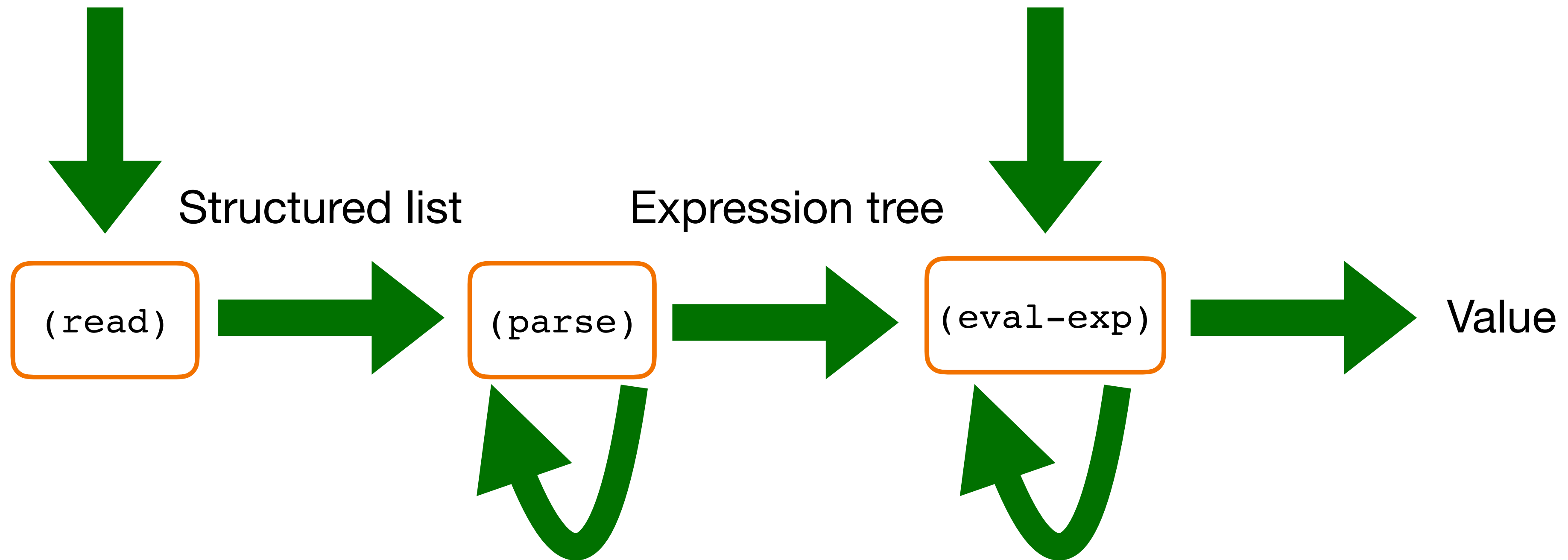
1. `read` returns a structured list which is passed to `parse` as the input parameter
2. `parse` produces a parse tree containing nodes like `lit-exp`, `let-exp`, and `app-exp` which is passed, along with `init-env` to `eval-exp`
3. `eval-exp` takes a parse tree and an environment and evaluates the expression, returning the result

Do a demo with `(let ([x 100] [z 25]) (+ (- x 10) z))`

Interpreter flow

MiniScheme
expression as a
string

Environment



Programs are just structured lists

Parsing

Consider the program

```
(let ([x 10]
      [y 20])
      (+ x y))
```

This is just a structured list containing the symbols `let`, `f`, `x`, `y`, and `+` and the numbers 10 and 20

Your first task is going to be to build some new data types to represent programs by parsing these structured lists

A full grammar for Minischeme

$EXP \rightarrow$ number
| symbol
| (if $EXP EXP EXP$)
| (let ($LET-BINDINGS$) EXP)
| (letrec ($LET-BINDINGS$) EXP)
| (lambda ($PARAMS$) EXP)
| (set! symbol EXP)
| (begin EXP^*)
| (EXP^+)

$LET-BINDINGS \rightarrow LET-BINDING^*$

$LET-BINDING \rightarrow [\text{symbol } EXP]$

$PARAMS \rightarrow \text{symbol}^*$

Start simple: only numbers

EXP → number parse into `lit-exp`

We're going to need a data type to represent literal expression (and the only type of literals we have are numbers)

We're going to want something like
`(struct lit-exp (num) #:transparent)`

which gives

```
(lit-exp num) ; constructor  
(lit-exp? exp) ; recognizer  
(lit-exp-num exp) ; accessor
```

Parsing numbers

Our first parser: MiniScheme A

```
(define (parse input)
  (cond [(number? input) (lit-exp input)]
        [else (error 'parse "Invalid syntax ~s" input)]))
```

This and the definition of the `lit-exp` data type belong in `parse.rkt`

You don't need to implement it exactly the way I do

That said, when I run `(parse 52)`, I get

```
(lit-exp 52)
```

Provide the definitions

`(provide proc1 proc2 data1 data2 ...)`

We want `parse.rkt` to be just one module in our program so make sure to provide the procedures

- `(provide parse)`
- Also the procedures for creating and manipulating the `lit-exp`

What does `(parse 15)` return (assuming the implementation we've discussed so far)?

A. 15

B. `(number 15)`

C. `(lit-exp 15)`

D. `(lit-exp "15")`

E. It's an error of some sort

Evaluating literals (interp.rkt)

Our first interpreter: MiniScheme A

We'll need to require `env.rkt` and `parse.rkt` to get access to those modules' procedures

The main procedure in `interp.rkt` is `eval-exp`

```
(define (eval-exp tree e)
  (cond [(lit-exp? tree) (lit-exp-num tree)]
        [else (error 'eval-exp "Invalid tree: ~s" tree)]))
```

Extracts the number
from the `lit-exp`

What does `(eval-exp 15 empty-env)` return (assuming the implementation we've discussed so far)?

A. 15

B. `(value 15)`

C. `(lit-exp 15)`

D. It's an error of some sort

What does `(eval-exp (lit-exp 15) empty-env)` return (assuming the implementation we've discussed so far)?

A. 15

B. `(value 15)`

C. `(lit-exp 15)`

D. It's an error of some sort

Putting them together

```
> (parse 107)  
(lit-exp 107)
```

```
> (lit-exp 107)  
(lit-exp 107)
```

```
> (eval-exp (lit-exp 107) empty-env)  
107
```

```
> (eval-exp (parse 107) empty-env)  
107
```


Read-eval-print loop

Having to call `parse` and then `eval-exp` over and over is a hassle

It'd be better if we could run a read-eval-print loop that would read in an expression from the user, parse it, and evaluate it in an environment

`minischeme.rkt` will do this for you but it needs several things (`provide`)

- `parse.rkt`
 - A `(parse input)` procedure
- `interp.rkt`
 - An `(eval-exp tree environment)` procedure
 - An initial environment `init-env`

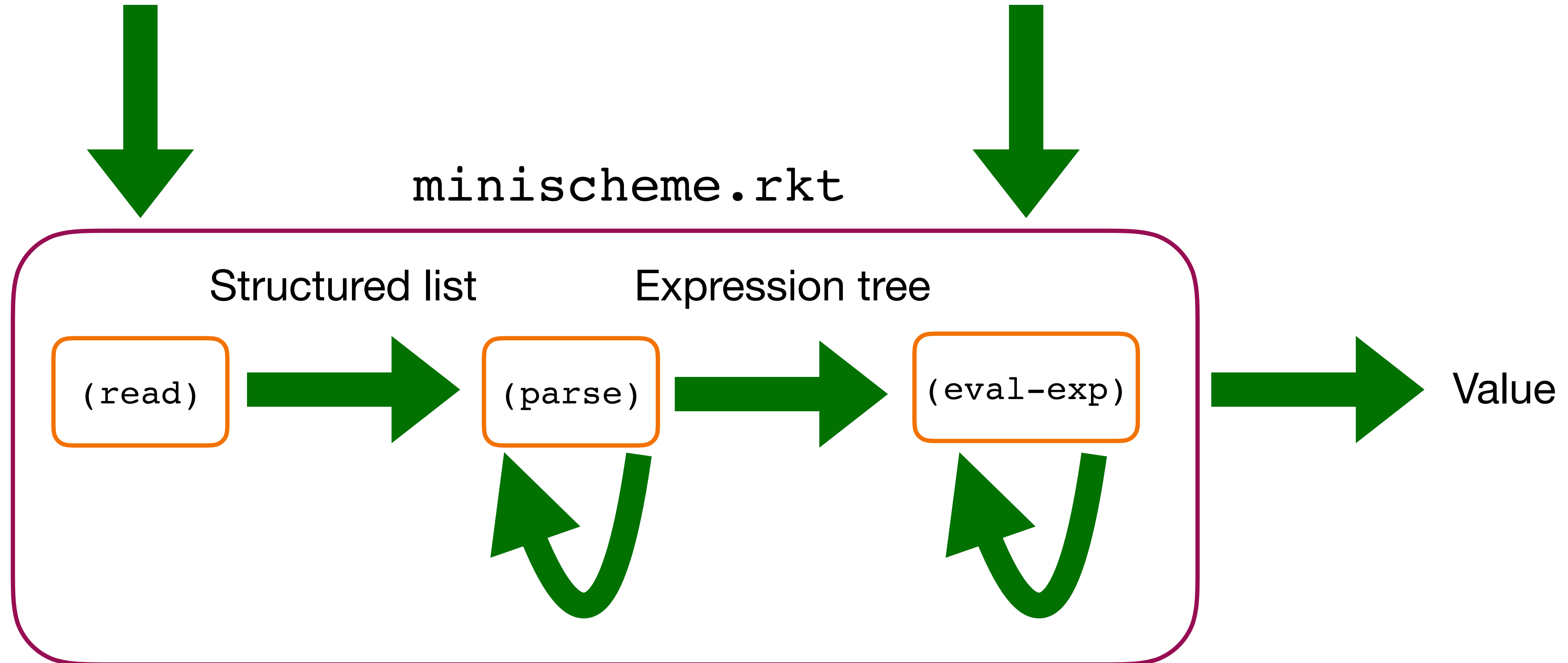
Something like

```
(define init-env (env '(x y) '(23 42) empty-env))
```

minischeme.rkt

MiniScheme
expression as a
string

Environment



Running the read-eval-print loop

Open `minischeme.rkt` in DrRacket, click Run

Enter expressions in the box (only numbers are supported right now)

Enter `exit` to exit MiniScheme

```
Welcome to DrRacket, version 7.7 [3m].  
Language: racket, with debugging; memory limit: 128 MB.  
MS> 105  
105  
MS> 23  
23  
MS> exit  
returning to Scheme proper
```

Homeworks 6 and 7

Multiple steps, each adding parts to the MiniScheme interpreter

For each new type of expression

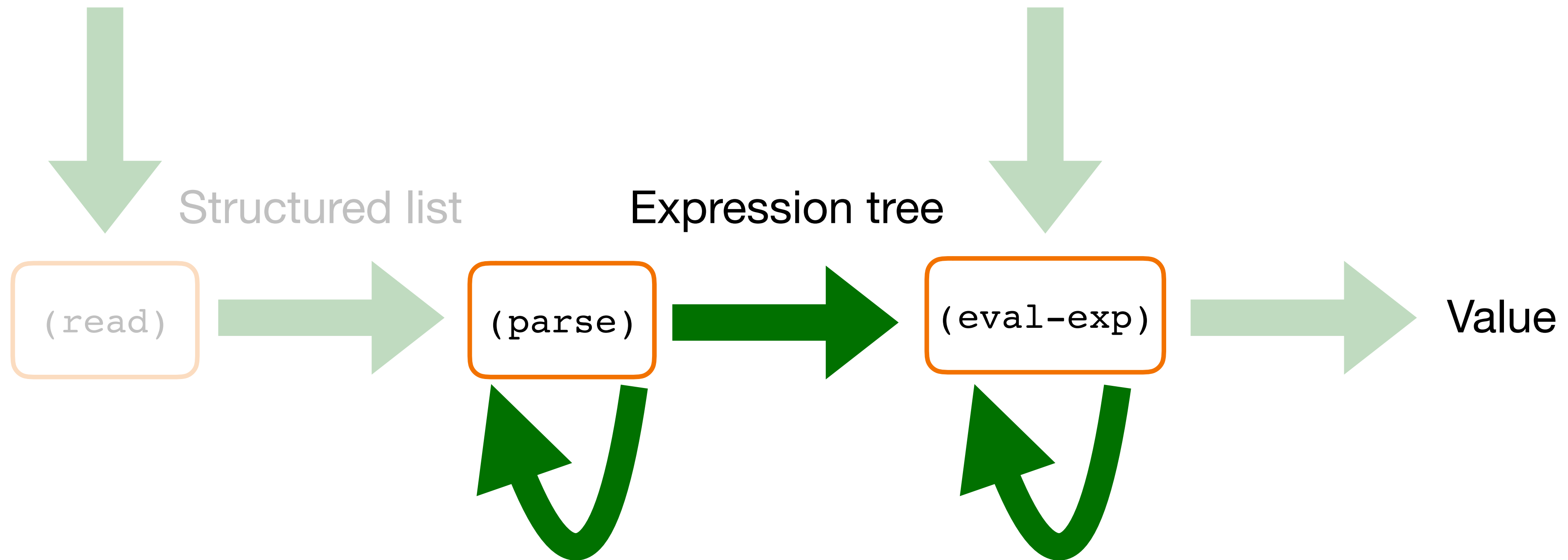
- ▶ Add a new data type
 - `ite-exp`
 - `let-exp`
 - etc.
- ▶ Modify `parse` to produce those
- ▶ Modify `eval-exp` to interpret them

```
EXP → number  
      | symbol  
      | ( if EXP EXP EXP )  
      | ( let ( LET-BINDINGS ) EXP )  
      | ( letrec ( LET-BINDINGS ) EXP )  
      | ( lambda ( PARAMS ) EXP )  
      | ( set! symbol EXP )  
      | ( begin EXP* )  
      | ( EXP EXP* )  
LET-BINDINGS → LET-BINDING*  
LET-BINDING → [ symbol EXP ]  
PARAMS → symbol*
```

Interpreter flow

MiniScheme
expression as a
string

Environment



Let's add some variables!

MiniScheme B

Grammar

$EXP \rightarrow$ number parse into `lit-exp`
 | `symbol` parse into `var-exp`

Data type for a variable reference expression

```
(struct var-exp (symbol) #:transparent)  
▸ (var-exp symbol)  
▸ (var-exp? exp)  
▸ (var-exp-symbol exp)
```

Parsing symbols

MiniScheme B

```
(define (parse input)
  (cond [(number? input) (lit-exp input)]
        [(symbol? input) (var-exp input)]
        [else (error 'parse "Invalid syntax ~s" input)]))
```

When I run `(parse 'foo)`, I get
`(var-exp 'foo)`

Interpreting symbols

MiniScheme B

```
(define (eval-exp tree e)
  (cond [(lit-exp? tree) (lit-exp-num tree)]
        [(var-exp? tree)
         (env-lookup e (var-exp-symbol tree))]
        [else (error 'eval-exp "Invalid tree: ~s" tree)]))
```

You'll need a working `env-lookup`

```
> (env-lookup init-env 'x)
23
> (eval-exp (var-exp 'x) init-env)
23
```


Assuming that `x` is bound to 10 and `y` to 25 in `init-env`, what does `(parse 'x)` return (assuming the implementation discussed so far)?

A. 10

B. 25

C. `(lit-exp 10)`

D. `(var-exp 'x)`

E. It's an error of some sort

Assuming that `x` is bound to 10 and `y` to 25 in `init-env`, what does `(eval-exp (parse 'x) init-env)` return (assuming the implementation discussed so far)?

A. 10

B. 25

C. `(lit-exp 10)`

D. `(var-exp 'x)`

E. It's an error of some sort